














Home Learning Grid - The Pod - Garden Life - Week Beginning 6th July

Read It	Write It	Paint It	Build It/Do It!	Research it
<p>Your child has been sent home with their reading books.- if you need more then please contact the school office.</p> <p>There are links to online story books on The Pod page on the school website.</p> <p>Please continue to practise the phonics screening Power points on our school website, a list of sounds is available with the pronunciation of these.</p> <p>Read for at least 10 minutes each day and talk to an adult about any words that you don't know.</p> <p>Practise your sounds using the video on the Reading and Phonics page. Think of as many words as you can containing the sound and write them. Don't forget to get an adult to check them!</p> <p>Play some games with the Tricky Words that you can find on The Pod page on the website and on Class Dojo.</p> <p>Use www.phonicsplay.co.uk to access various games to support your child. Username: home Password: march20</p> <p>Make your own tricky words dice!</p> 	<p>Write a fact file of an animal which you might find in the garden. Can you draw it and label it.</p> <p>Write a list of all the things you might find in a garden.</p> <p>Write the ingredients for a gruesome garden potion! What would you use to make it? What would it turn people into?</p> <p>Write a shopping list.</p> <p>Continue to write a daily diary. What are you getting up to at home?</p> <p>Read your favourite story book with a grown up. What does your character look like? Can you write the initial sound of each thing you have described.</p>  <p>Can you make these different type lines?</p> <p>Create your own writing box out of an old shoe box. Can you decorate it and put all of the things you like to draw and write with in there?</p>	<p>Can you paint a picture using mud paint? Collect a small amount of mud in a plastic cup and add water. Find a suitable stick and have a go at drawing your favourite creature. You could do this on the ground!</p> <p>Make your own paintbrush from sticks and leaves. Is the end of your brush spikey, smooth or soft? Can you think of any other words to describe your paint-brush.</p>  <p>Follow the link for The Tate Gallery Kids. Go on a colour walk. I would love to see the things you find! https://www.tate.org.uk/kids/make/cut-paste/go-on-colour-walk</p>  <p>Go on a Colour Walk</p> <p>Paint a stone like a creature!</p> 	<p>Get Moving! Aim for at least half an hour of activity every day! You could make your own obstacle course.</p> <p>Practise your Spanish numbers and colours.</p> <p>Play a board game or a card game.</p> <p>Can you make your own bug hotel in the garden?</p> <p>Have a go at making a birdfeeder using hoop cereal and a pipe cleaner? You can bend it into different shapes!</p>  <p>Make a petal potion from the things you find on a walk or in your garden.</p>  <p>Have a go at making a real mud cake!</p> <p>https://www.bbcgoodfood.com/user/442148/recipe/choc-lot-mud-cake</p> <p>Choc-a-lot Mud Cake.</p>  <p>Send a video message to your friends. Send it to me on Class Dojo and I will post it on the website and Class Story.</p> <p>Sing with Mr H. There are lots of videos of Mr H on the school website.</p>	<p>Keep screen time (gaming) to a minimum but do use the internet together to find out....</p> <p>Find out why bees are so important! https://www.youtube.com/watch?v=vll_2xH_SQY</p>  <p>Maths Ideas</p> <p>Ping pong count with a grown up. How high can you go!</p>  <p>Have a go at making shapes from nature. Here are some ideas to help you.</p> <p>Go on a counting walk. Count the number of trees you see or count the parked cars. Come up with a few things you see routinely on your walks and count them.</p>  <p>Use bun cases to count. You could write some numbers to 20 in them. You don't need pom pom's.. Pasta would work just as well.</p> <p>Scavenger Hunt Number 5: Big and Small</p> <p>What can you spot that is big?</p> <p>What can you spot that is small?</p> <p>Can you find something the same size as your thumb nail?</p> <p>Can you find something bigger than your hand?</p> <p>Can you find something smaller than your hand?</p> <p>Can you find three leaves? Which one is the biggest? Which one is the smallest?</p> <p>Find three teddies. Which one is the middle sized bear?</p> <p>Can you find something bigger than you?</p> <p>Draw around your foot. What can you find that is bigger and smaller. Write these things down or draw a picture.</p>
<p>Tricky words (also known as common exception words) that your child may recognise. Please help your child to learn these.</p> <p>the/a/do/to/of/are/were/was/is/his/has/I/you/your/they/be/he/me/she/we/no/go/so/by/my/here/there/where/our/said/says/come/some</p> <p>Your child will be working within one of the phonics phases below. We teach phonics in groups of sounds gradually building so that they can sound out more complex words. The phases that your child will be working in are below:</p> <p>Orange phase: s a t p i n / m d g o c k / e u r h b f l</p> <p>Yellow phase: j v w x y z / z z q u c h s h t h n g a i e e i g h o a o o / o o a r o r u r o w e a r a i r u r e e r</p> <p>Your child may be sounding phonetic words out. We start with consonant-vowel-consonant (CVC) words eg: 'pan' then move on to consonant-consonant-vowel-consonant (CCVC) eg: 'plan' and consonant-vowel-consonant-consonant (CVCC) words eg: 'pant'</p>				