



Welcome to Red Class

September 2021



Your Child's teachers



Mrs J Bradbury – Red Class Teacher



Miss S Reynolds – Teaching Assistant



Mrs K Searle – Teaching Assistant



What is the Early Years Foundation Stage?

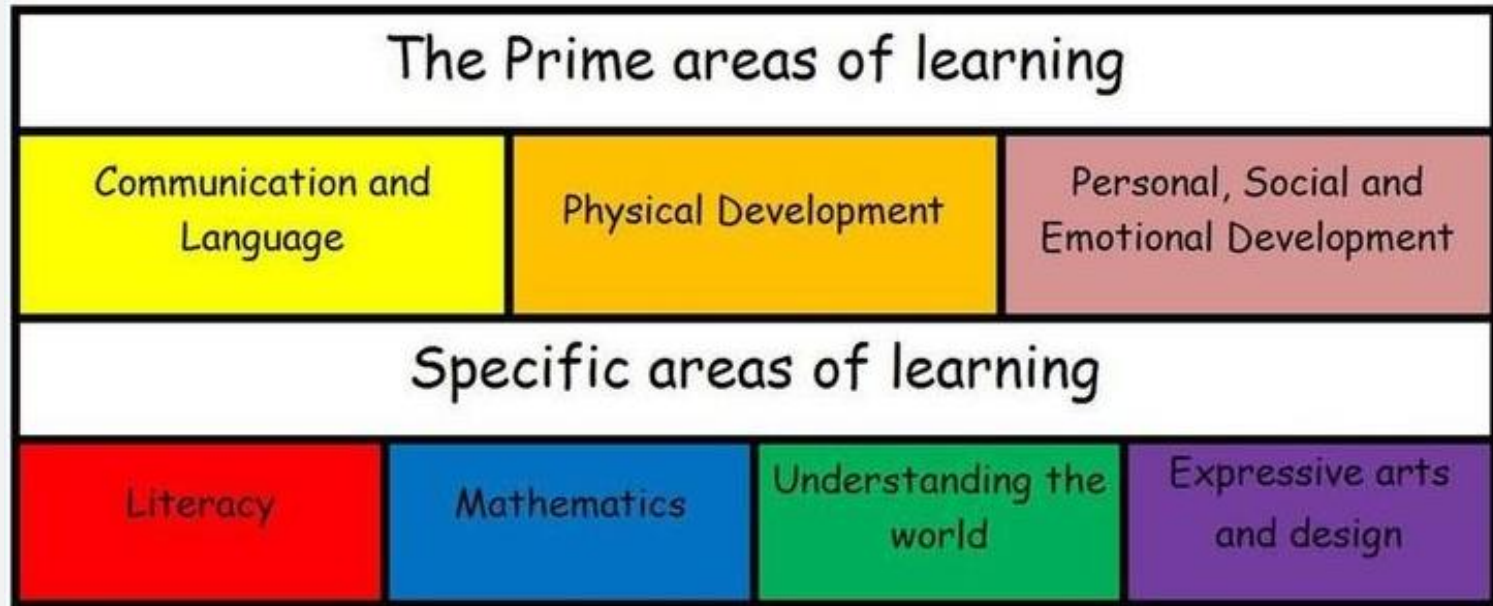
The Early Years Foundation Stage (E.Y.F.S.) is the stage of education for children from birth to the end of the Reception year.

It is based on the recognition that children learn best through play and active learning.

Your child will be learning skills, acquiring new knowledge and demonstrating their understanding through **7 areas of learning and development**



The Curriculum



Each of the 7 areas of learning has its own set of Early Learning Goals' which determine what most children are expected to achieve by the end of Reception Class.

The E.Y.F.S. has 4 themes.

These are:



Communication

It is important that parents and the staff caring for your child work together. We want you to feel comfortable about exchanging information and discussing things that will benefit your child.

Morning Drop off


We usually operate an open door policy between the hours of 8.45 – 8.55am daily to discuss any matters of concern. This will be reviewed before the start of the Autumn Term, based on Government Guidance at the time.

Afternoon Pick up

At the end of the day, I always ensure I am available to discuss any questions you might have. I just ask that you wait until all of the children have been dismissed as this is already an extremely busy time of the day and children's safety is at the forefront of what we do.



How can you be involved?



- Child's first teacher
- Home learning
- Observation and Assessment
- Tapestry



We are here to support...

- Illness
- Diet
- Toileting
- Change in routine at home
- Worries
- Friendships
- Learning




Essentials

As we will be outside in all weathers, it is important your child has the following at school, daily.

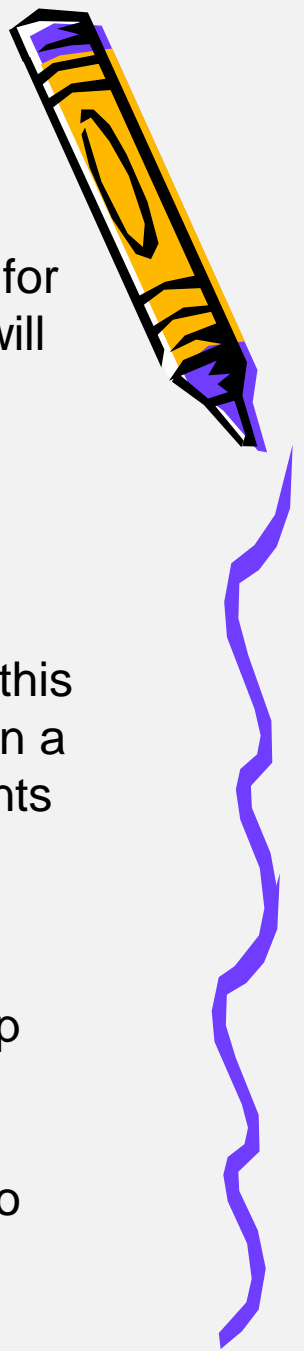
- A named pair of wellies. (We find using a black marker on the inside works well.)
- Named spare school clothes, in a carrier bag. (This includes, a couple pairs of socks, pants, t-shirt, vest and trousers or skirt.)
- Named book bag with current reading book and diary.
- A named coat. (During the colder months, children can wear the coat they come into school in. During the warmer months, you might want to keep a small rain mac at school.)
- A named full drinks bottle which they can operate independently.

Please note your child will participate in swimming lessons from October Half Term – Easter, more details will be provided closer to the time. This is subject to change due to COVID 19.



Reading books

- Your child will read daily at school with an adult, except for the day we go swimming. To begin with, picture books will be given to develop their comprehension skills.
- Once they are able to segment words into sounds and blend, they will be given a reading book with words.
- The expectation is that children will read at home daily, this can be done before or after school and they will be given a diary for teachers and adults at home to record comments in.
- At Heamoor, we are part of a reward based system for reading at home, which results in the children moving up through coloured 'belts'(wristbands), depending on how many 'reads' they have completed. We would greatly appreciate your support with this initiative, by listening to your child read and encouraging a love of reading.



The School Day

Parents of Red class can only access the classroom via the 'pencil' gate. This can be found to the right of reception, as you approach the main building.

School begins at 8.45am – 8.55am- You are most welcome to settle your child in promptly.

9.00am – Doors are locked and the school day begins. If you arrive after the gates are locked, please take your child to reception where they will walk down to class.

During the day your child will access:

Small group discussions

Daily phonics

Mathematical opportunities

Outdoor play

Child initiated learning and adult directed learning

1:1 reading time with an adult

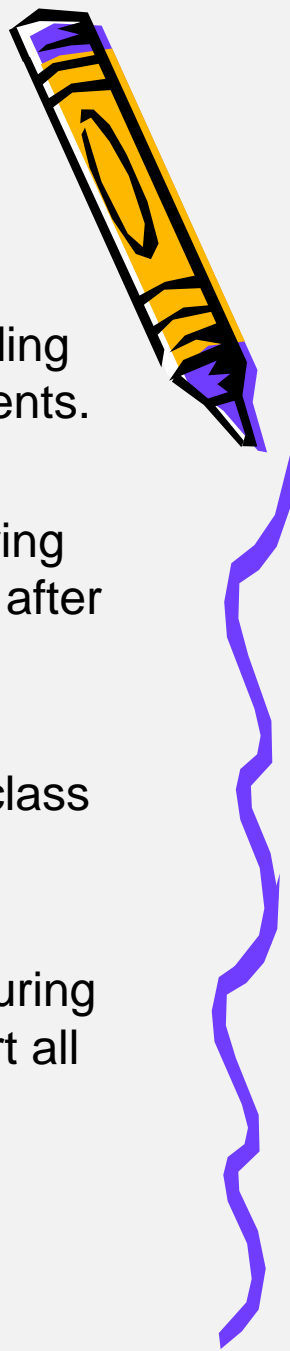
Lunch time is at 12pm until 1.25pm

School finishes at 3pm



First day at school

- During the first few weeks, all of the EYFS team will be spending time getting to know your child and completing initial assessments.
- Much time will be spent sharing circle time activities and sharing stories and learning the expectations in class and how we look after our toys and put them away correctly.
- Our first topic will then develop once we have settled into the class and we have learnt our daily routines.
- We appreciate that some children may require more support during this transitional period and we will put plans in place to support all children starting in Red Class.



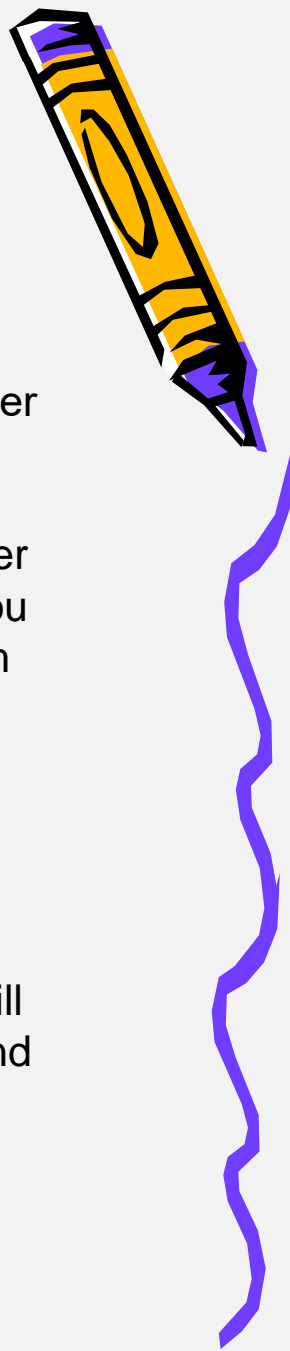
Summer 'Pick and Mix'

We have created some packs for your child to take home. These will be given out on your child's last transition session to help us keep in touch over Summer.

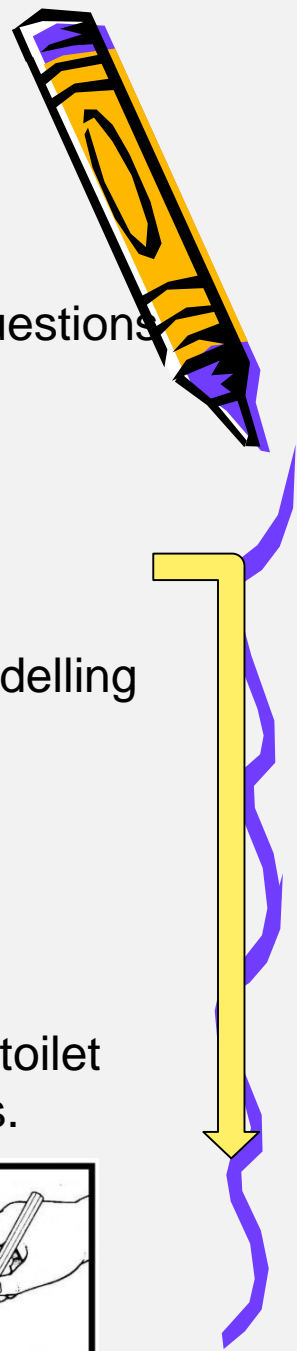
The pack will include some home learning ideas for you to try at home over the holidays, it would be lovely if you and your children could take part. You can upload any comments or photographs to Tapestry and this will inform our small group times when we return in September.

All about me

Please fill this in with as much information as you can. This information will help form early conversations with the children in September. You can hand this form back at the home visit.



How can I help my child over the summer.



- Read with your child daily and encourage them to participate. Ask questions throughout, and talk about different elements of the story.

Example questions you might ask:

Why is the little girl sad in the story? How do you know?

What time of day is it? What can you see in the picture that might help you know?

What do you think will happen next?

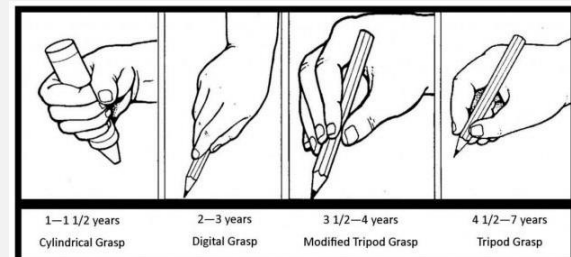
- Encourage any fine motor skills, and the important tripod grasp, modelling how to achieve this.

Think about: Threading, weaving, posting, slotting.

- Practice recognising and writing their name.

Make it fun: Write it in the sand, water, flour, bubbles, paint, mud.

- Encourage your child to put their shoes on themselves, using the toilet independently, wash their hands, put on and fasten their coats.



Thank you

Any questions?

