







Red Class Home Learning Grid — Mad about Minibeasts!

Read It	Write It	Paint/ Draw It	Make It	Count it
<p>If you have the story. 'Mad about Minibeasts' ask someone to read it to you at home. (There may be some words that you can read too)</p> <p>Here is a link to an electronic version https://www.youtube.com/watch?v=SW-7MgHEZOE</p>	<p>Go on a minibeast hunt in your garden or on your daily socially distanced walk. I wonder what you will find.</p> <p>(A template sheet can be found on the literacy page on the website)</p> <p>Also see the bottom maths box to complete with this activity.</p>	<p>Paint a picture of a minibeast in their natural habitat.</p>	<p>Make some playdough to support your maths learning and to make your snails on the (paint it section)</p>	<p>We are going to look at sharing. Using the playdough you have made and other objects at home like biscuits, teddies, books, cars, practice sharing an amount into equal groups using dinner plates.</p> <p>Example, I have 10 chocolate bars and 5 plates, can you share them into equal groups. Make sure you check they are equal (the same). *Daily activity</p>
<p>Visit the phonics section of the website for some simple sentences that you can have a go at reading. Remember to try and spot those special friends to help you. For an extra challenge ask an adult to give you the sentence for you to write.</p> <p>(Sentences can be found on the website)</p> <p>*Please make this a daily activity</p>	<p>In your home learning books write about your minibeast hunt. Telling me where you went on your hunt, (garden, park, woods) and who did you go with and what minibeasts you found.</p>	<p>Draw your garden or outdoor space and think about what minibeasts you would see and where. Would you see a butterfly coming out of the ground? Would you see a worm flying in the sky? Add your minibeasts to your drawing.</p>	<p>Play the 'I can move like a minibeast' game with your family, taking turns.</p> <p>(A template of the game can be found on the Literacy page on the website)</p>	<p>In your home learning books, draw some bowls for you and 3 other friends, so you have 4 bowls altogether.</p> <p>Now share these amounts of sweets with your friends. (6, 10, 12, 14, 18, 20) What happens when you share these amounts (5, 9, 15)</p> <p>Remember each time to draw new plates and new sweets on a new page.</p> <p>First, move physical items into groups. Once more confident draw the sweets at the bottom of your page and mark off as you share them like we've practiced in class.</p> <p>How can you check you have shared them equally?</p> <p>*Daily activity</p>
<p>Read the 'Who am I' reading challenges carefully and try and guess which minibeasts you are reading about.</p> <p>(Worksheet on the Phonics page)</p>	<p>In your home learning book draw a picture of you on your minibeast hunt and draw 3 minibeasts that you found.</p> <p>Can you label your pictures, showing me their wings, legs, antenna, head etc.</p>	<p>Decorate a pebble with a pattern and place it on your playdough to make a snail.</p> 	<p>Make your own minibeast using empty toilet roll tubes . Here are some examples.</p> 	<p>Roll a dice, (make one if you don't have one, or make number cards) and use the numbers you roll to make a number sentence to work out. Make sure you practice addition and subtraction . Can you say the number sentence out loud and then try and write it in your home learning book.</p> <p>Example: I roll a 6 and I roll a 2.</p> <p>My number sentence is ... $6 + 2 = \dots$ and my subtraction one is $6 - 2 =$</p>
<p>Find your favourite story, tell an adult at home why it is your favourite story and read it together. Think about your friends, is this their favourite story too or do you all like different things? Why is this? Are we all the same or different. Is it ok to be different and like different things? Tell an adult why.</p>	<p>Write a letter to a friend from Red Class telling them about a day in lockdown. Think about how you start and finish a letter.</p>	<p>Design a bug hotel. Think about what natural items your bugs will like.</p> 	<p>Make a summer fruit filled jelly to enjoy in the hot weather. Make sure you ask an adult for some help. Can you break the jelly up, mix it and pour into moulds. You may want to add your favourite fruit to it as well.</p>	<p>Think about what you find tricky in maths, addition, subtraction, missing numbers, shapes, comparing length, height, ordering numbers, finding one more or one less.</p> <p>Make up a game at home and send it over to Tapestry so I can see what area you chose and how you are practicing this skill. (Try and make it as fun as possible)</p>
<p>Use a computer or tablet to find out some more interesting facts about your favourite minibeast.</p>	<p>Look at the minibeast image, and write your own sentence(s) to describe what you see.</p> <p>(Worksheet on the Literacy page on the website)</p>	<p>Practice drawing at home, anything you like. Think about how I ask you to hold your pencil in school, check you are holding it the correct way.</p> 	<p>Using a phone/ iPad/ tablet take some photos of the wildlife and nature around us. You could do this on a walk, in your garden or even from your window.</p> <p>Look back at the photos and talk to an adult about what you can see.</p>	<p>Make a tally chart to fill out in your home learning grid.</p> <p>Use a ruler to help you draw the lines and use the minibeast hunt sheet to magpie the spellings for the minibeasts. (One can be printed from the math pages on the website) Then as you tick off your minibeast sheet you can also keep a tally of how many you find. Remember to add the tally up at the end.</p> <p>Can you remember what is special about the number 5 in a tally? (We say close the garden gate)</p>