







Home Learning Grid - Week Beginning 8th June

Read It	Write It	Paint It	Build It/Do It!	Research it
<p>Please read with your child for ten minutes each day.</p> <p>There are links to online story books on the reading and phonics support page.</p> <p>Please continue to practise the phonics screening Power points on our school website, a list of sounds is available with the pronunciation of these.</p> <p>Read for at least 10 minutes each day and talk to an adult about any words that you don't know.</p> <p>Sounds this week. (We are going back over split digraphs as they are really tricky!)</p> <p>Monday—a-e Tuesday—e-e Wednesday—i-e Thursday- o-u</p> <p>Friday Listen to the Chapter a Day of Fing, By David Walliams on our class page. This is the last week of the story! I will start a new one next week.</p> <p>Use www.phonicsplay.co.uk to access various games to support your child. Username: home Password: march20 You can also use</p>	<p>(Please check the class home learning page for these activities.)</p> <p>This week and next week we will be covering our new talk for write text 'Sayeeda the Pirate Princess.' This can be downloaded from the writing page. I will support you with the order to complete this through our example daily plans.</p> <p>Other writing opportunities could include:</p> <p>Write a letter to a friend. Write a daily diary. Write a shopping list. Make up your own character for a book.</p>	<p>Paint a portrait of Syeeda, the Pirate Princess.</p> <p>Take a picture of a view which you like. Can you paint it when you get home?</p> <p>Follow the link to The Tate Gallery Kids to make your own sound creature. https://www.tate.org.uk/kids/make/art-technology/draw-sound-creature</p>	<p>Get Moving! Aim for at least half an hour of activity every day! You could make your own obstacle course.</p> <p>Practise your Spanish numbers and colours.</p> <p>Do some baking.</p> <p>Send a video message to your friend. (send it to me and I will post it on the website.)</p> <p>Make your own treasure box. Fill it with all of the things that are special to you.</p> <p>Make a map of your local area, label all the key features. Can you turn it into a pirate map? Where would be a good place to hide the treasure?</p>  <p>Make your own frozen nature mobile. How many different colours and textures can you use?</p> <p>Design and make your own boat, think of the materials you will need.</p>  <p>Make a pirate spy glass.</p>	<p><u>Keep screen time (gaming) to a minimum but do use the internet together to find out....</u></p> <p>Research Florence Nightingale and write down 5 facts about her.</p>  <p><u>Maths Ideas</u></p> <p><u>I will be using White Rose Daily.</u> <u>These are all downloaded on the maths page.</u></p> <p>Play 'Hit the Button' on the Maths Page.</p> <p>Find 30 objects outside. (Sticks/Leaves/Stones.) Can you put them in groups of 2/5/10?</p> <p>Make your own bingo game.</p> <p>Collect some sticks outside. How many triangles can you make using 9 sticks? Now try 12.</p> 
<p>Common exception words that your child may recognise: Please help your child to recognise these.</p> <p>the/a/do/to/of/are/were/was/is/his/has/I/you/your/they/be/he/me/she/we/ no/go/so/by/my/here/there/where/our/said/says/come/some</p>				
<p>Your child will be working within one of the phonics phases below. We teach phonics in groups of sounds gradually building so that they can sound out more complex words. The phases that your child will be working in are below:</p> <p>Orange phase: s a t p i n / m d g o c k / e u r h b f l</p> <p>Yellow phase: j v w x y z/zz qu ch sh th ng ai ee igh oa oo/oo ar or ur ow ear air ure er</p> <p>Your child will now start recognising the split digraphs. a-e, e-e, i-e, o-u, u-e</p>				