

**Step  
15**

## Fractions of a Whole

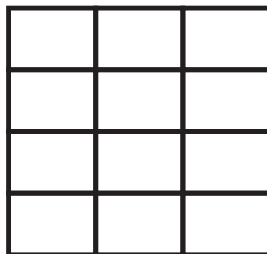
I can use equivalence to show any simple fraction

### Remember To:

- look carefully at the denominator of the fraction you have to shade
- 'see' the shape equally divided in this way
- shade the correct fraction carefully
- record the equivalent fraction from the pre-divided shape

### Write The Equivalent Fraction Sentence


Shade  $\frac{2}{3}$



=

.....

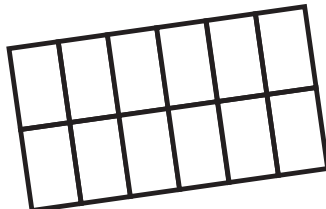
Shade  $\frac{3}{5}$



=

.....


Shade  $\frac{2}{3}$



=

.....

Shade  $\frac{2}{5}$



=

.....

**Step 15**

**Fractions of a Whole**


I can use equivalence to show any simple fraction

**Remember To:**

- look carefully at the denominator of the fraction you have to shade
- 'see' the shape equally divided in this way
- shade the correct fraction carefully
- record the equivalent fraction from the pre-divided shape

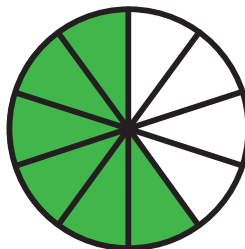
**Write The Equivalent Fraction Sentence**

Shade  $\frac{2}{3}$



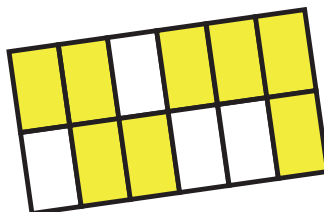
$$\frac{2}{3} = \frac{8}{12}$$

Shade  $\frac{3}{5}$



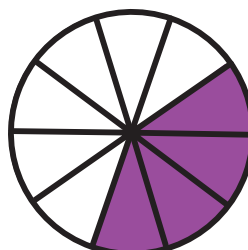
$$\frac{3}{5} = \frac{6}{10}$$

Shade  $\frac{2}{3}$



$$\frac{2}{3} = \frac{8}{12}$$

Shade  $\frac{2}{5}$



$$\frac{2}{5} = \frac{4}{10}$$

**Other answers are possible**