


The Lighthouse



The Lighthouse

Click on one of the links on the Home Learning Week 4 page
(they all show the same video).

Watch on The Literacy Shed

Watch on YouTube

Watch on Vimeo




Wednesday 27th January 2021

LI: To use a range of sentences

Watch the opening scene from The Lighthouse film until 1 minute and 49seconds (1:49).

Ask an adult to help you if you get stuck finding the right place.



Bring the scene to life!

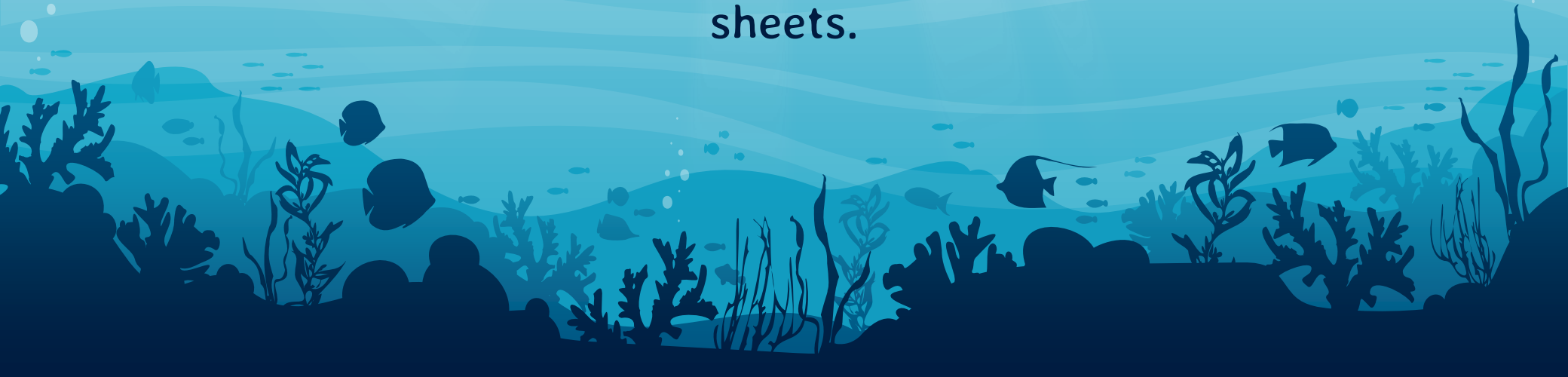
Today, you're going to write the next part of the story – from when the candle blows out, to when the lighthouse keeper sees the ship.

Improve my REALLY dull version!

Use the picture story board to help you with each part.

TOP TIPS:

- * Remember your 'DADWAVERS' sentences.
- * Try to think of different words for things like 'looked', 'ran', 'worried'.
- * Challenge yourself to use some new words from the Vocab Ninja sheets.



HELP!

Miss Williams' REALLY dull version!

- 1 The wind blew out the candle. It went dark.
- 2 The Lighthouse Keeper lit his lantern. He ran up the steps.
- 3 He looked at the lighthouse machine. It was broken.
- 4 He picked up his toolbox.
- 5 He ran up the next set of steps to the top.
- 6 He looked at the glass light.
- 7 The Lighthouse Keeper spotted the ship. It was close to the rocks.
- 8 The Lighthouse Keeper was worried.



