



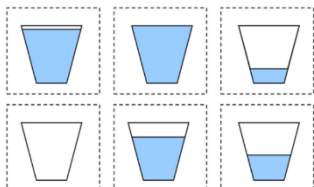
Key Instant Recall Facts EYFS Summer Term

I can talk about capacity

Children should start to look at amounts of liquid in a cup/glass and be able to use words to describe the amount such as 'the cup is full/empty'.

As they move into Year 1, they will begin to use words such as 'half full', exploring halves and quarters of amounts.

Children will also begin to compare different amounts, noticing that one cup has more liquid in it than another.



Key Vocabulary



full
empty
water
measure
more
less
container
volume

Top Tips

- Any discussion you have with your child about measuring will help sow the seeds before looking at this in more depth in Year 1.
- Have a look at different measuring containers: which container could hold more liquid? Why do you think this?
- Practical activities such as exploring how much water containers you have at home may increase understanding of this concept.
- Can you fill a cup with different amounts and order the amounts from smallest to biggest?

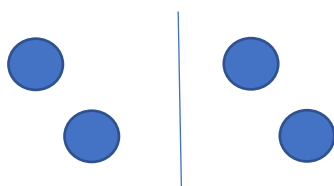


Key Instant Recall Facts EYFS Summer Term

I can explore doubles

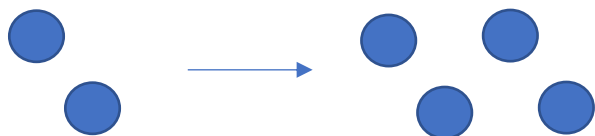
Children have started to explore halving amounts:

Find half of this amount:



Half of 4 is.... 2.

Find double this amount:



Double 2 is....4.

Key Vocabulary



double
half
amount
count

Top Tips

- Use cubes, pasta shapes, lego, any resource you have at home to explore giving an amount (i.e. 5) and doubling the amount (i.e. double 5 is....10) by counting the items.
- Art- Fold a piece of paper in half, paint dots on one side of paper, fold the paper and you will double the amount of dots when you open the paper!
- The next step will be starting to count in 2's.