

# Bridget Riley



# Aim

- I can paint a picture in the style of Bridget Riley.
- I can talk about the artist Bridget Riley.

# Success Criteria

- I can make my own line-making tool to create a certain effect.
- I can tell you a fact about Bridget Riley.
- I can talk about Bridget Riley's style and her use of colours.

# Optical Illusions

An optical illusion is when:

- we think we see something more in a picture that looks quite simple at first
- we think something is happening that isn't really

Look at this picture:

- What can you see? The black and white shapes fit together.
- Do these shapes make a picture of something?
- This is an example of an optical illusion.




Photo courtesy of Own Work ( @wikimedia.org ) - granted under creative commons licence – attribution

# What Can You See?

Look at this picture:

- What do you see? Talk to your partner about what you both see in the picture.
- Some people see two white faces but others see a black vase.




Photo courtesy of Own Work ( @wikimedia.org) - granted under creative commons licence – attribution

# Who Is Bridget Riley?

Bridget Riley was born in South London, in 1931.

Her father owned a printing business and he moved the family to Lincolnshire.

When World War 2 broke out, her father went into the armed forces and Bridget, her sister, her mother and her aunt all moved to Cornwall.



Photo courtesy of Case Simmons (@flickr.com) - granted under creative commons licence - attribution

# Who Is Bridget Riley?

Bridget enjoyed her freedom in Cornwall and would spend hours playing on the beach and by the cliffs.

She would watch the changing light and colours during the day.

These memories helped her with her future artwork.



# Op Art

During the 1960s, Bridget started painting pictures using black and white shapes.

Op Art became part of the fashion of the Swinging Sixties. Many people liked the simple, graphic patterns.

Bridget Riley became one of the UK's number one art celebrities.




Photo courtesy of judy dean on flickr.com - granted under creative commons license - attribution



# Current 1964

This painting gives a sense of movement, as the wavy lines feel like they sway.

What do you think of this painting?




Photo courtesy of third zidewie (iStock.com) - granted under creative commons license - attribution



# Metamorphosis

What can you see happening in this painting?

How does it make you feel?




Photo courtesy of Samantha Marx (@flickr.com) - granted under creative commons licence - attribution

# Blaze 1 1962

What does the use of straight lines in a sort of zig zag create?

What do you think of this painting?




Photo courtesy of Andrew Moore / @bluecandy - granted under creative commons license attribution

# Using Colour

Bridget Riley began painting using only 3 colours, then later 5 colours.


In 1981, she visited Egypt and was amazed at the early Egyptians' use of bright colours in their artwork.

Bridget started to use more colours. These were called “Lozenge” paintings.

What is happening in this painting?

How does it make you feel?

How would you describe it?





# Still Painting



Bridget Riley is still painting and showing her work in exhibitions.

- It can take between 6 to 9 months to finish a piece of artwork.
- She hand-mixes all the paints and has to be very accurate to make sure the colours match up.
- She doesn't use any masking tape, but she uses rulers when drawing the outlines to make sure everything is measured correctly.

# Paint Like Bridget Riley

You will need:


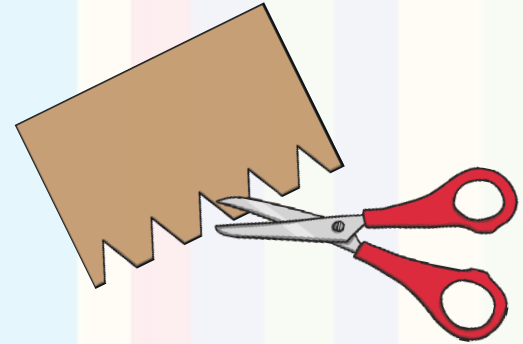
- paints
- cardboard
- large paper
- scissors



# Paint Like Bridget Riley

What to do:

1. You might need an adult to help you cut the large piece of cardboard into a line-making tool. You might want your lines to be wavy or zigzagged. Cut a shape from the cardboard. It might look a bit like this:
2. Next, spread your chosen colour of paint over the paper.
3. Take your line-making tool and drag it across the paint in the same direction. It might look something like this:
4. Maybe you can introduce another colour that creates a different effect alongside the first colour.





# Aim

- I can paint a picture in the style of Bridget Riley.
- I can talk about the artist Bridget Riley.

# Success Criteria

- I can make my own line-making tool to create a certain effect.
- I can tell you a fact about Bridget Riley.
- I can talk about Bridget Riley's style and her use of colours.

